



Vel Tech

Rangarajan Dr. Sagunthala
R&D Institute of Science and Technology
(Deemed to be University Estd. u/s 3 of UGC Act, 1956)

PH.D COURSEWORK EXAMINATIONS THROUGH ONLINE MODE – OCTOBER 2021 (WS2021) PROCESS DOCUMENT FOR CANDIDATES

IMPORTANT INSTRUCTIONS

1. This is an online, subjective type 3 hours examination based on the regular pattern, comprising of Part A (10 X 2 = 20 marks), Part B(5 X 6 = 30 marks), Part C (5 X 10 = 50 marks) and is conducted for 100 marks.
2. After login to the Exam Portal, the question paper will be displayed on the screen and the student shall write the answers on blank A4 sheets of paper.
3. The student is advised to write the register number, course code and course name on all answer sheets.
4. Upon successful completion, the student shall scan / take a photo of all answer sheets and send it as a single pdf file to onlineexams@veltech.edu.in, within 30 minutes from the end of the examination.
5. The students must mandatorily take examinations using a laptop/desktop fitted with a webcam & mic and a reliable Internet connectivity is compulsory for the examination.
6. **Exam should be taken on web browsers like Google Chrome (Ver. 75 or above), Mozilla Firefox (Ver. 70 or above) etc.,**
7. Your Vel Tech Student ID Card is mandatorily required during the examinations and must be shown to the remote proctor/invigilator through webcam whenever required. However, in the absence of Vel Tech Student ID Card, you may use any other ID card issued by Government of India.

CANDIDATE LOGIN AND DASHBOARD

URL for login: Candidate can login from the Examinations web page of our institution www.veltech.edu.in/examination using VTD Number as username (e.g. VTD1234) and password as Date of Birth (DDMMYYYY format, e.g. 26111980).

Preferred browsers: For taking the test, recommended browsers are Google Chrome (Ver. 75 or above), Mozilla Firefox (Ver. 70 or above). Test should not be taken on Safari Browser, if using MAC OS on laptop.



Vel Tech
Rangarajan Dr. Sagunthala
R&D Institute of Science and Technology
(Deemed to be University Estd. u/s 3 of UGC Act, 1956)

Login ID

Password Show

[Click To Continue](#)

[Register](#) [Forgot Password](#) [Help Center](#)

After logging-in, the candidate can view the test assigned and the test selection page appears as follows-

Demo Dashboard demo15@wheebox.com Account

✓ Select Test

Demo Test

Test Assigned	1
Test Taken	0

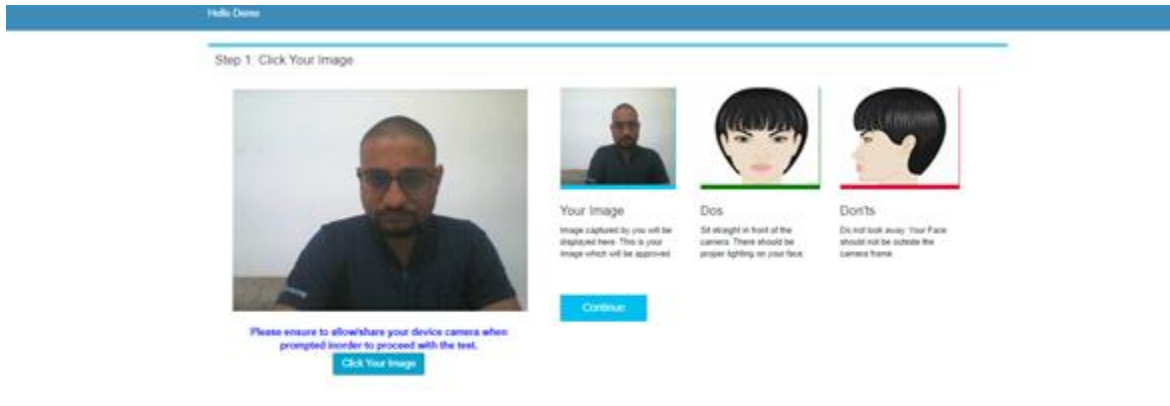
⌚ 90 mins

[Continue](#)

Auto Approval of Images

As this is a remote proctored examination, ensure that you have a working web cam in your device and face tracking is done during the assessment.

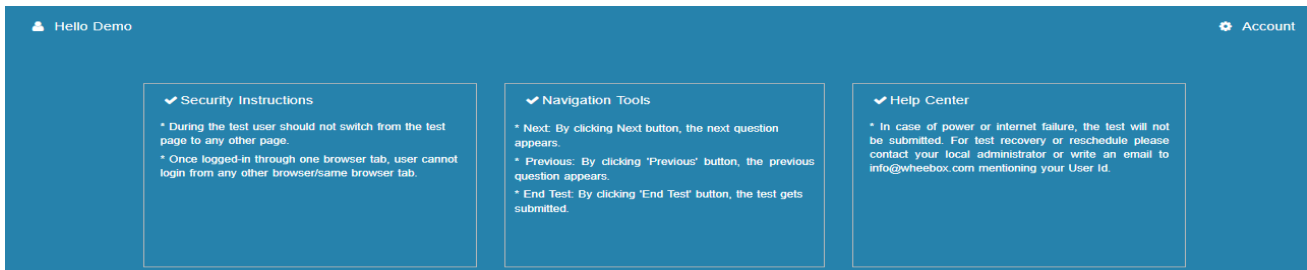
Capturing Candidate Image



Your Vel Tech Student ID Card is mandatorily required during the examinations and must be shown to the remote proctor/invigilator through webcam whenever required. However, in the absence of Vel Tech Student ID Card, you may use any other ID card issued by Government of India.



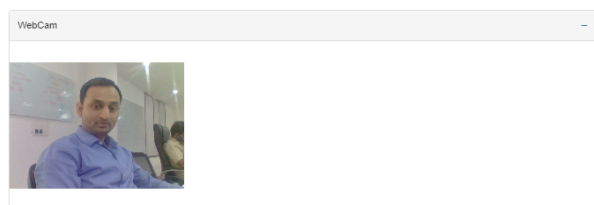
Candidate need to read instructions carefully and proceed to start the test-



During the examination, if the candidate tries to open another new window, then navigation warnings will be issued and after the maximum warnings, the examination will be automatically submitted.

Proctoring during the assessment


- Proctor monitors the candidates all the time and at any time the proctor can send a warning to the candidate.
- The candidates can clarify their doubts with the Proctor through the chat window.
- A warning is displayed in case somebody else tries to attempt candidate's test.



- Candidate needs to sit properly facing the webcam. A warning is displayed in case of improper posture.

i information!


Warning :Your camera is not able to detect you properly. Please sit straight with your hands on keyboard, don't go away or don't cover your face or don't cover the camera.



- A warning is also displayed if somebody else is present with the registered user.

i information!

Warning :Someone else is present with you, while you are taking the test. Please ask the other person to go away and concentrate in your test.





End Test

SYSTEM REQUIREMENTS

- Must have Laptop/Desktop for taking the test along with a webcam.
- Microphone is mandatory.
- Internet Bandwidth: The minimum required bandwidth is 1 Mbps of internet speed on each machine.
- Computer Configuration: RAM - Minimum 2GB (4GB is recommended), Processor Speed- 1.5 Ghz and above. Preferred Operating System – **Windows**
- Preferred browsers: Google Chrome (Ver. 75 or above), Mozilla Firefox (Ver. 70 or above). **Candidate using any apple device, must use GOOGLE CHROME ONLY to take the test. Test will not work on Safari browser.**
- Valid ID proof
- **Make sure that pop-up blocker is disabled on your browser. Any notifications related to antivirus, windows update, email notifications etc will be counted as navigation.**

CHECK LIST

1. Laptop/Desktop with Webcam and Mic
2. Mobile Phone capable of taking pictures or Document Scanner
3. Reliable and consistent Internet connectivity
4. Suitable quantities of blank A4 answer sheets
5. A quiet room that provides the right ambience for examinations