


Guidelines for Student ID Card Request

SIGN IN:

Web link: <https://apps.veltech.edu.in/cliQUE/>



Step 2: Enter the Login Credentials

Login ID: Official Organisation E-mail ID


Password: Default Password is Registration Number



Step 3: If you forget the **Login ID**, then click Know Your ID



Step 4: Then type your student/staff **ID number**





After that it will display the **Login ID**.



FORGET PASSWORD:

Step-1:Type your Login ID; then it will show the forget password link.





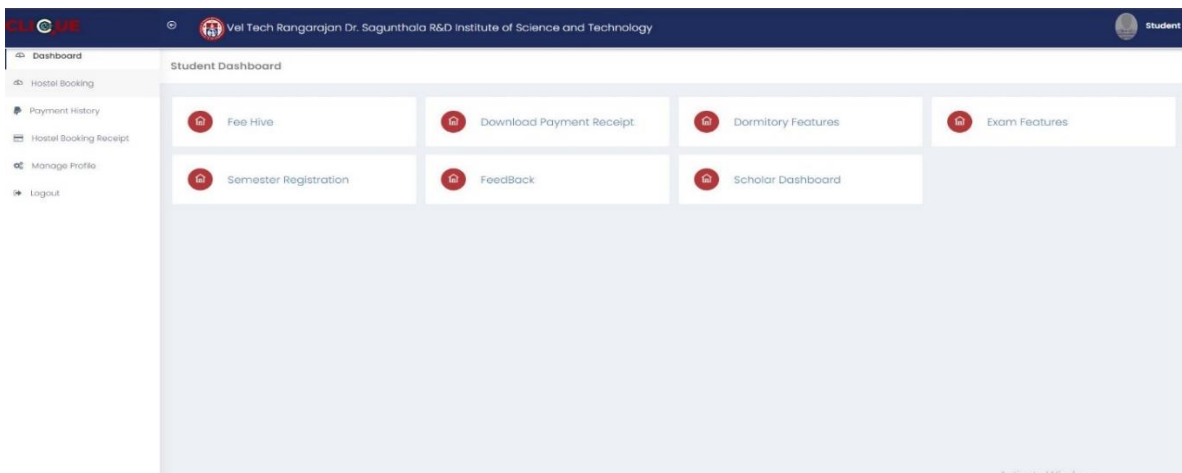
Step-2: Again Type your Login ID



After entering the login ID, click Send Password.

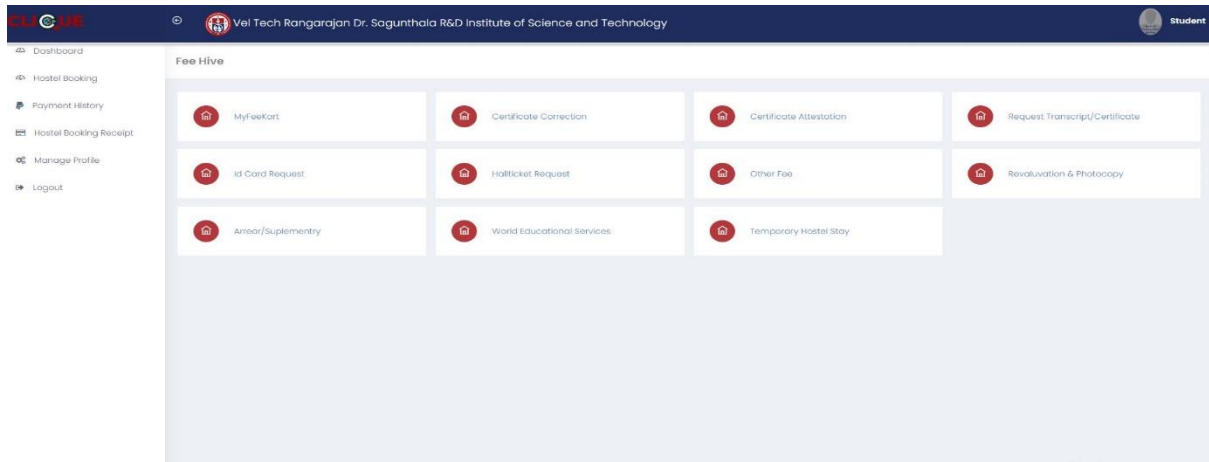
Student ID Card Request:

Dashboard

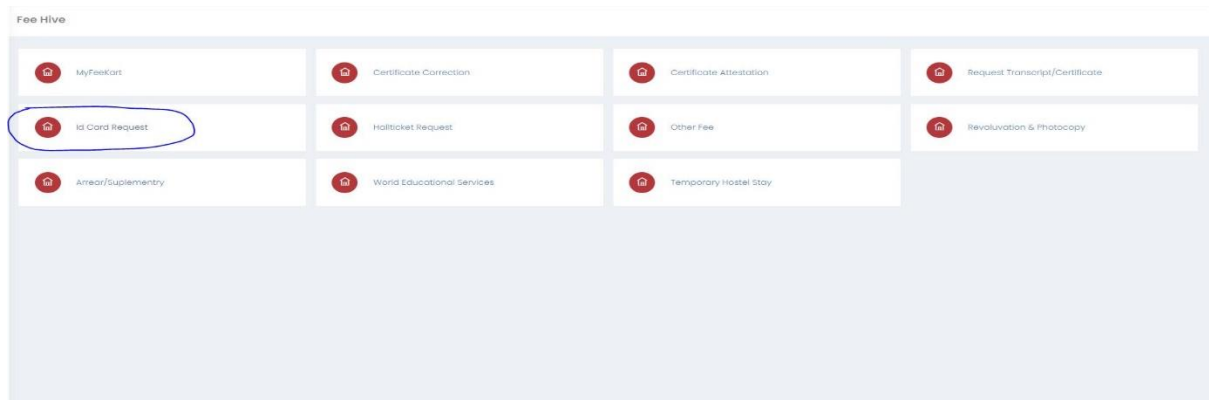


Fee Hive:

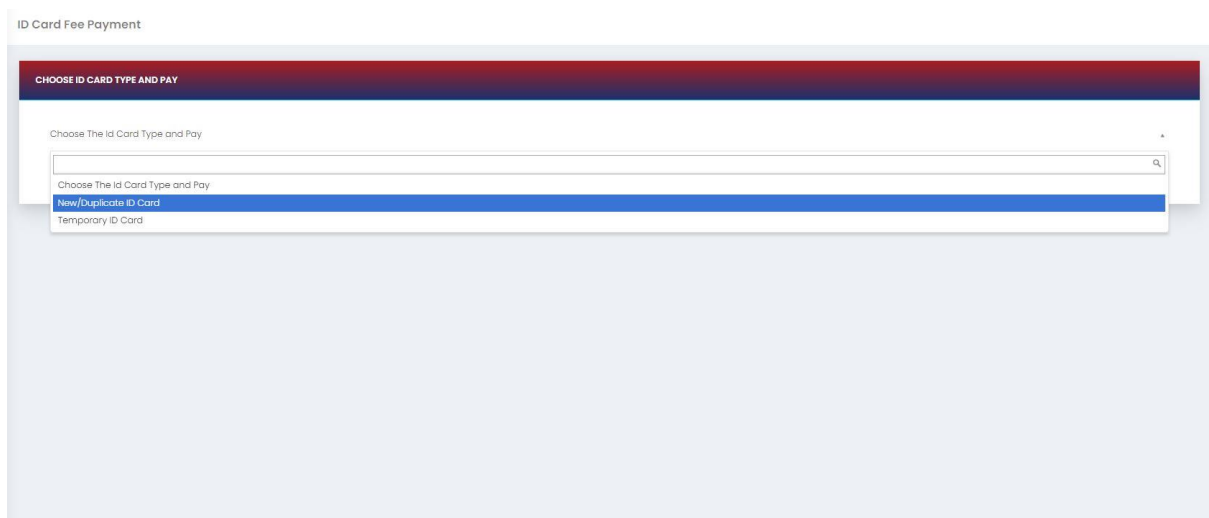
Click **FeeHive**, and it shows different types of fees.



Step-1: Student needs a **ID Card Request**, then choose this option.



Step-2: Choose the required option



Click Pay now

ID Card Fee Payment

CHOOSE ID CARD TYPE AND PAY

New/Duplicate ID Card

Payable Amount 1000

+ Pay now

After completing the payment, you can download the Receipt.

Dashboard

Dashboard

Student Dashboard

- Fee Hive
- Download Payment Receipt
- Dormitory Features
- Exam Features
- Semester Registration
- FeedBack
- Scholar Dashboard

Click download button

All Payment Receipt

FEE HIVE

Show 10 entries

Search:

S.No	ReceiptNo	Due Name	Total Due Amount	Paid Amount	Balance Amount	Date	Download
1	48025	Academic Fee - Summer Semester - 2023-2024	400	400	0	2023-09-26 08:42:29.0	Download

Showing 1 to 1 of 1 entries

Previous 1 Next

