



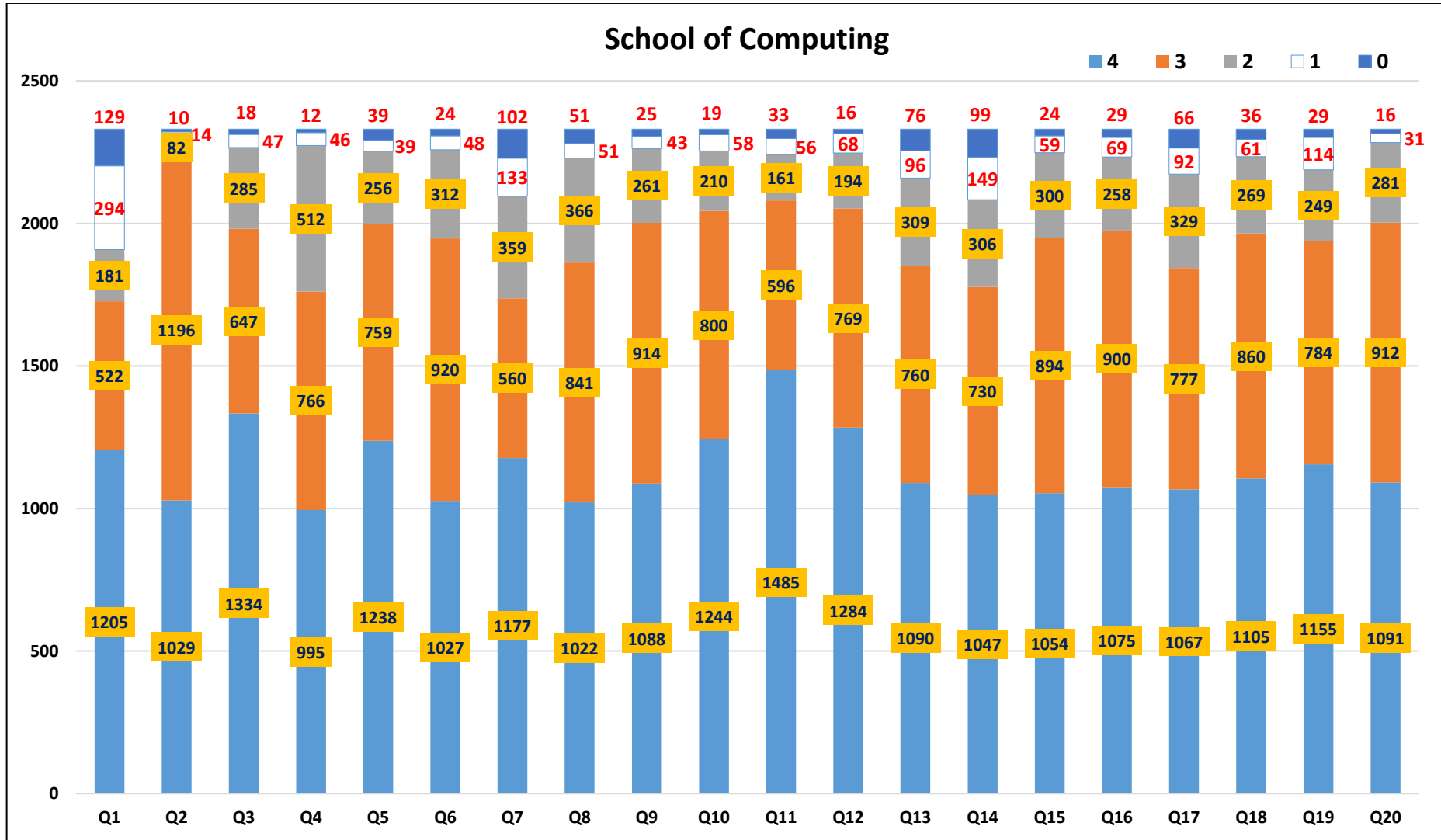
## Office of Quality Assurance

### Student Satisfaction Survey (SSS) on Teaching – Learning and Evaluation

#### Student Response - Analysis

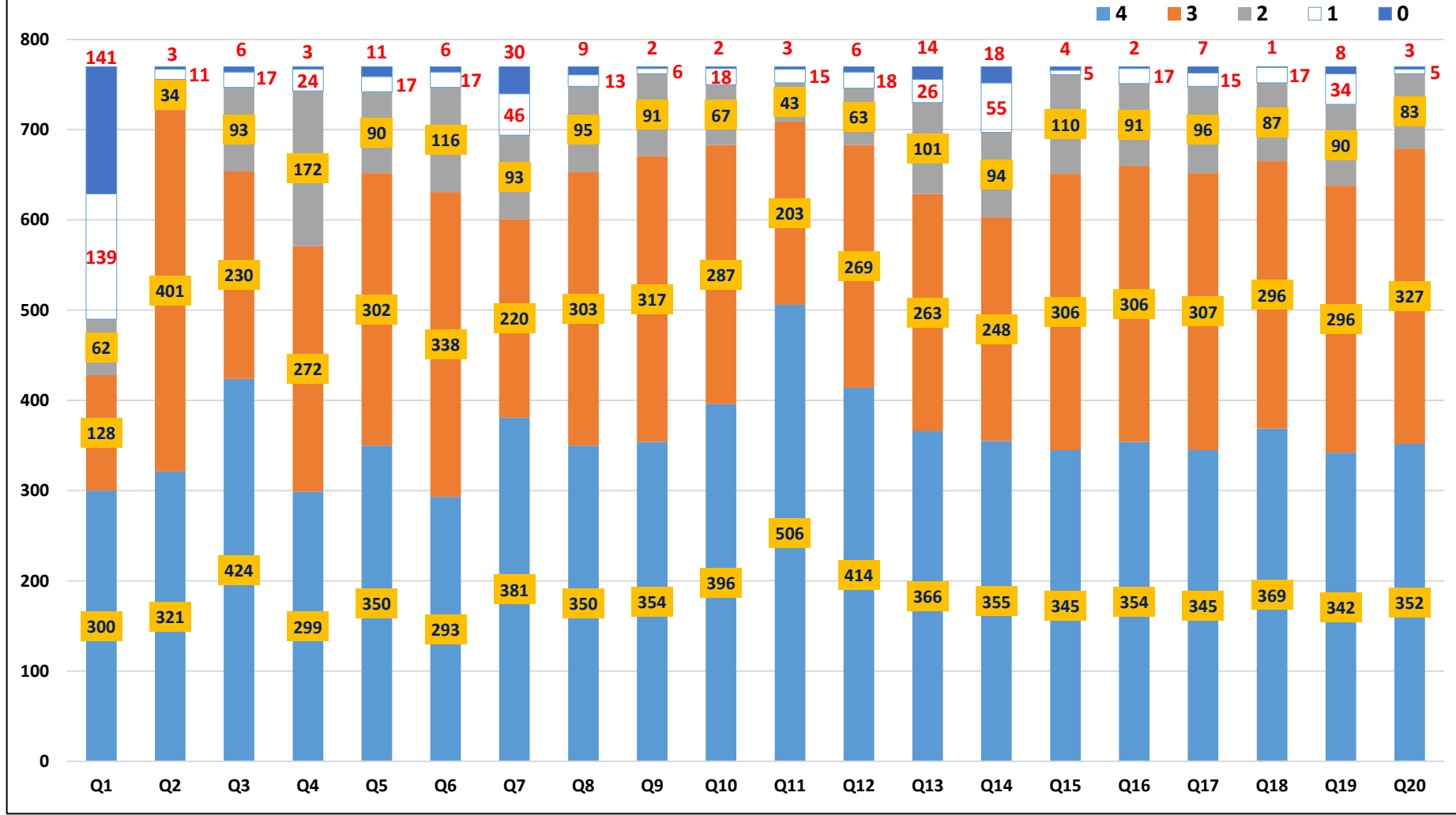
AY 2022-23

School	Department	No. of Students Responded
School of Computing	Artificial Intelligence and Machine Learning	95
	Artificial Intelligence(AI) and Data Science	108
	Computer Science and Design	66
	Computer Science and Engineering (Artificial Intelligence and Machine Learning)	39
	Computer Science and Engineering (Cyber Security)	42
	Computer Science and Engineering (Data Science)	46
	Computer Science and Engineering	1895
	Information technology	34
	Data Analytics	6
School of Electrical and Communication	Biomedical Engineering	74
	Biotechnology	66
	Electronics and Communication Engineering	615
	Electrical and Electronics Engineering	15
School of Mechanical and Construction	Aeronautical Engineering	34
	Civil Engineering	18
	Mechanical Engineering	40
School of Law	B.A LL.B. (Hons.)	110
	B.Com LL.B. (Hons.)	50
School of Management	B.Com.	85
<b>Grand Total</b>		<b>3438</b>



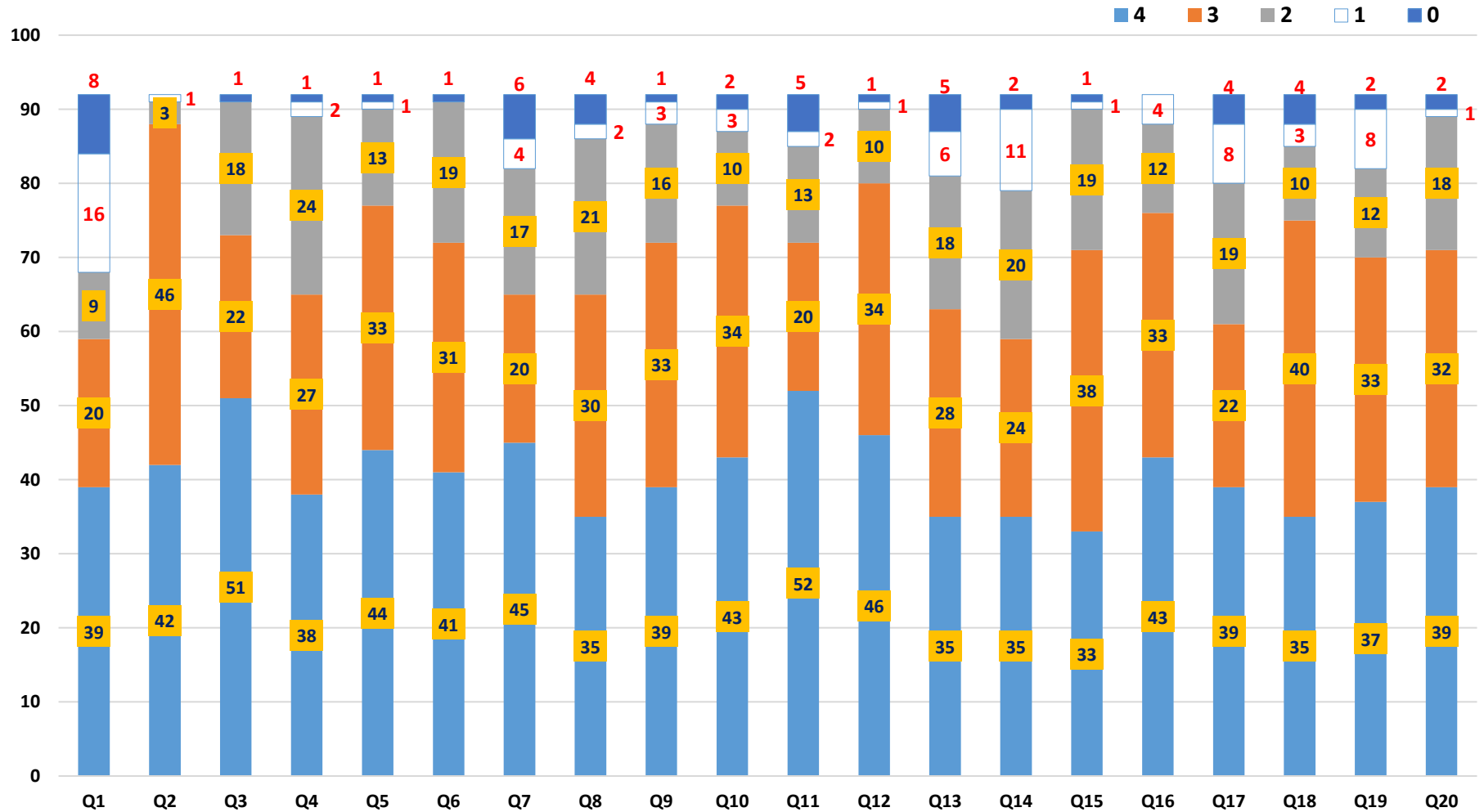


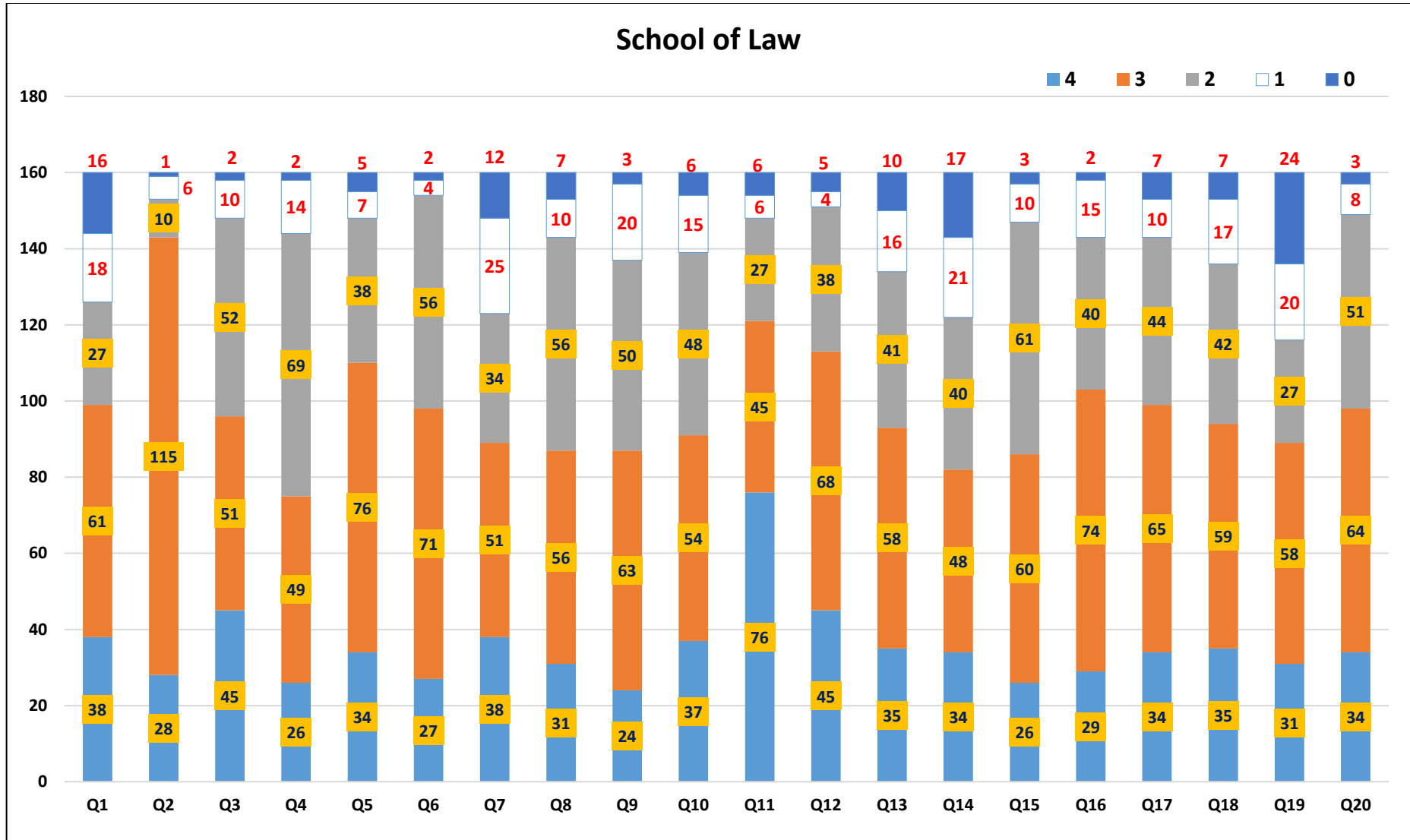
**School of Electrical and Communication**





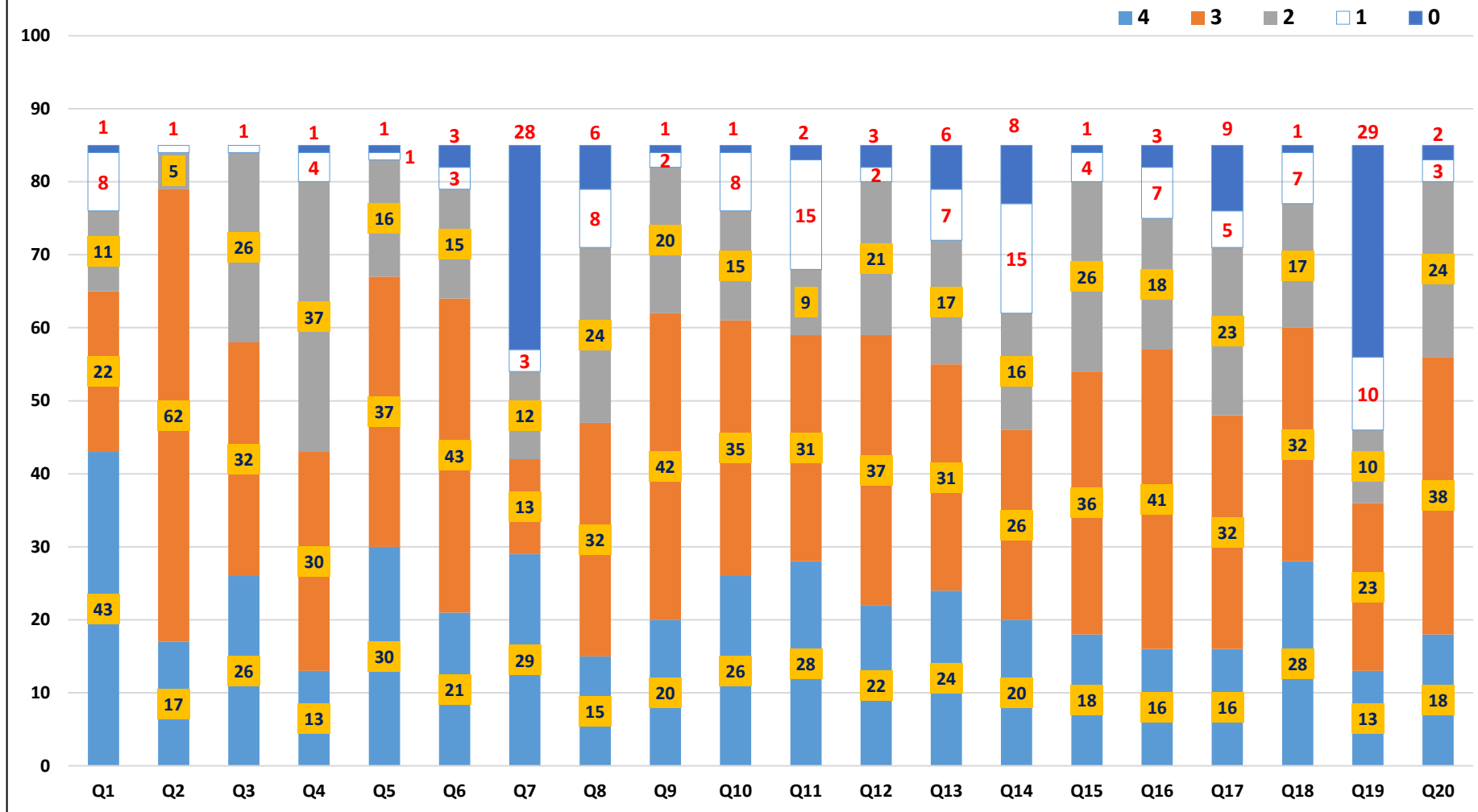
**School of Mechanical and Construction**







### School of Management





### **Inference from Student Response (Q21)**

The following observation / suggestions has been inferred from Q21 to improve the overall teaching – learning experience of the institution.

1. Interaction between Faculty and Student, and Mentoring system can be improved to increase the student interaction with the Faculty members
2. Students are expecting the usage of digital classrooms for programming language courses for compiling the code in real-time
3. Usage of more ICT tools, graphics and visual media to help the student to engage the students effectively, to visualize and understand easily for theory and laboratory courses, use of modern techniques in Analytical course delivery rather than using PPTs is suggested
4. It is expected to encourage the maximum students for co-curricular and extra-curricular activities to enhance their skills without clashing major classwork, since on-duty permissions are creating a hurdle for the students to participate in activities
5. Initiation to be taken to identify the slow learners at appropriate time and follow-up action is greatly expected for better pass percentage, and identifying the fast learners to associate with senior Faculty members to do projects and to enhance their exposure to real-time applications
6. Briefing of the topic to be discussed in the next class by Faculty members is suggested by the students
7. Design of coding activities, completions through student clubs, usage of real-time examples during course delivery and On-time completion of course is suggested
8. Regular conduct of workshops, competitions and other events through student clubs is expected by the students



9. Design of timetable with Two continuous hours for the same course is not preferred by the students and found difficulty for the students to concentrate
10. Introducing the new courses in middle of the semester is creating a clash with the existing courses which makes the students to lose any of the course attendance and results in less attendance and poor performance in both the courses
11. Increase in court visits, internships, moot-court experience for all the students regularly is expected by the students
12. A separate library hour in every week to improve self-learning skills with increased number of volumes and titles in the department and central library is expected
13. All kind of official communication, interaction, classroom teaching should be done in English language only, since students are facing problems with language communication





## **Student Satisfaction Survey (SSS) on Teaching – Learning and Evaluation Questionnaire**

Q1. How much of the syllabus was covered in the class?

- 4 – 85 to 100%
- 3 – 70 to 84%
- 2 – 55 to 69%
- 1– 30 to 54%
- 0 –Below 30%

Q2. How well did the teachers prepare for the classes?

- 4 –Thoroughly
- 3 – Satisfactorily
- 2 – Poorly
- 1 – Indifferently
- 0 – Won't teach at all

Q3. How well were the teachers able to communicate?

- 4 – Always effective
- 3 – Sometimes effective
- 2 – Just satisfactorily
- 1– Generally ineffective
- 0– Very poor communication

Q4. The teacher's approach to teaching can best be described as

- 4– Excellent
- 3 – Very good
- 2 – Good
- 1 – Fair
- 0– Poor

Q5. Fairness of the internal evaluation process by the teachers.

- 4 – Always fair
- 3 – Usually fair
- 2 – Sometimes unfair
- 1 – Usually unfair
- 0 – Unfair



Q6. Was your performance in assignments discussed with you?

- 4 – Every time
- 3 – Usually
- 2 – Occasionally/Sometimes
- 1 – Rarely
- 0 – Never

Q7. The institute takes active interest in promoting internship, student exchange, field visit opportunities for students.

- 4 – Regularly
- 3 – Often
- 2 – Sometimes
- 1 – Rarely
- 0 – Never

Q8. The teaching and mentoring process in your institution facilitates you in cognitive, social and emotional growth.

- 4 – Significantly
- 3 – Very well
- 2 – Moderately
- 1 – Marginally
- 0 – Not at all

Q9. The institution provides multiple opportunities to learn and grow.

- 4 – Strongly agree
- 3 – Agree
- 2 – Neutral
- 1 – Disagree
- 0 – Strongly disagree

Q10. Teachers inform you about your expected competencies, course outcomes and programme outcomes.

- 4 – Every time
- 3 – Usually
- 2 – Occasionally/Sometimes
- 1 – Rarely
- 0 – Never

Q11. Your mentor does a necessary follow-up with an assigned task to you.

- 4 – Every time



- 3 – Usually
- 2 – Occasionally/Sometimes
- 1 – Rarely
- 0 – I don't have a mentor

Q12. The teachers illustrate the concepts through examples and applications.

- 4 – Every time
- 3 – Usually
- 2 – Occasionally/Sometimes
- 1 – Rarely
- 0 – Never

Q13. The teachers identify your strengths and encourage you with providing right level of challenges.

- 4 – Fully
- 3 – Reasonably
- 2 – Partially
- 1 – Slightly
- 0 – Unable to

Q14. Teachers are able to identify your weaknesses and help you to overcome them.

- 4 – Every time
- 3 – Usually
- 2 – Occasionally/Sometimes
- 1 – Rarely
- 0 – Never

Q15. The institution makes effort to engage students in the monitoring, review and continuous quality improvement of the teaching learning process.

- 4 – Strongly agree
- 3 – Agree
- 2 – Neutral
- 1 – Disagree
- 0 – Strongly disagree

Q16. The institute/ teachers use student centric methods, such as experiential learning, participative learning and problem solving methodologies for enhancing learning experiences.

- 4 – To a great extent
- 3 – Moderate
- 2 – Some what



1 – Very little

0 – Not at all

Q17. Teachers encourage you to participate in extracurricular activities.

4 – Strongly agree

3 – Agree

2 – Neutral

1 – Disagree

0 – Strongly disagree

Q18. Efforts are made by the institute/ teachers to inculcate soft skills, life skills and employability skills to make you ready for the world of work.

4 – To a great extent

3 – Moderate

2 – Some what

1 – Very little

0 – Not at all

Q19. What percentage of teachers use ICT tools such as LCD projector, Multimedia, etc. while teaching.

4 – Above 90%

3 – 70 – 89%

2 – 50 – 69%

1 – 30 – 49%

0 – Below 29%

Q20. The overall quality of teaching-learning process in your institute is very good.

4 – Strongly agree

3 – Agree

2 – Neutral

1 – Disagree

0 – Strongly disagree

Q21. Give three observation / suggestions to improve the overall teaching – learning experience in your institution.

a)

b)

c)