



Vel Tech
Rangarajan Dr. Sagunthala
R&D Institute of Science and Technology
(Deemed to be University Estd. u/s 3 of UGC Act, 1956)

**ENTRANCE EXAMINATION THROUGH ONLINE MODE
FOR ADMISSION TO PH.D. DEGREE PROGRAMMES
AY 2021-22 – WINTER SEMESTER**

IMPORTANT INSTRUCTIONS

1. The students must mandatorily take examination using a laptop/desktop fitted with a webcam & MIC and reliable Internet connectivity is compulsory for the examination.
2. Exam should be taken on web browsers like Google Chrome (Ver. 75 or above), Mozilla Firefox (Ver. 70 or above) etc.,
3. You are advised to keep a Government issued ID Card and must be shown to the remote proctor/invigilator through webcam whenever required.
4. This is an objective type MCQ pattern examination consisting of 50 questions and the duration is 2 hours.

CANDIDATE LOGIN AND DASHBOARD

URL for login: Candidate can login from the Examinations web page of our institution www.veltech.edu.in/examination using Application Number as username (e.g. VTDAW1234) and password as Date of Birth (DDMMYYYY format, e.g. 26111995). Helpdesk numbers will also be displayed here for your assistance.

Preferred web browsers: For taking the test, recommended browsers are Google Chrome (Ver. 75 or above), Mozilla Firefox (Ver. 70 or above). Test should not be taken on Safari Browser (in the case of MAC OS on laptop).



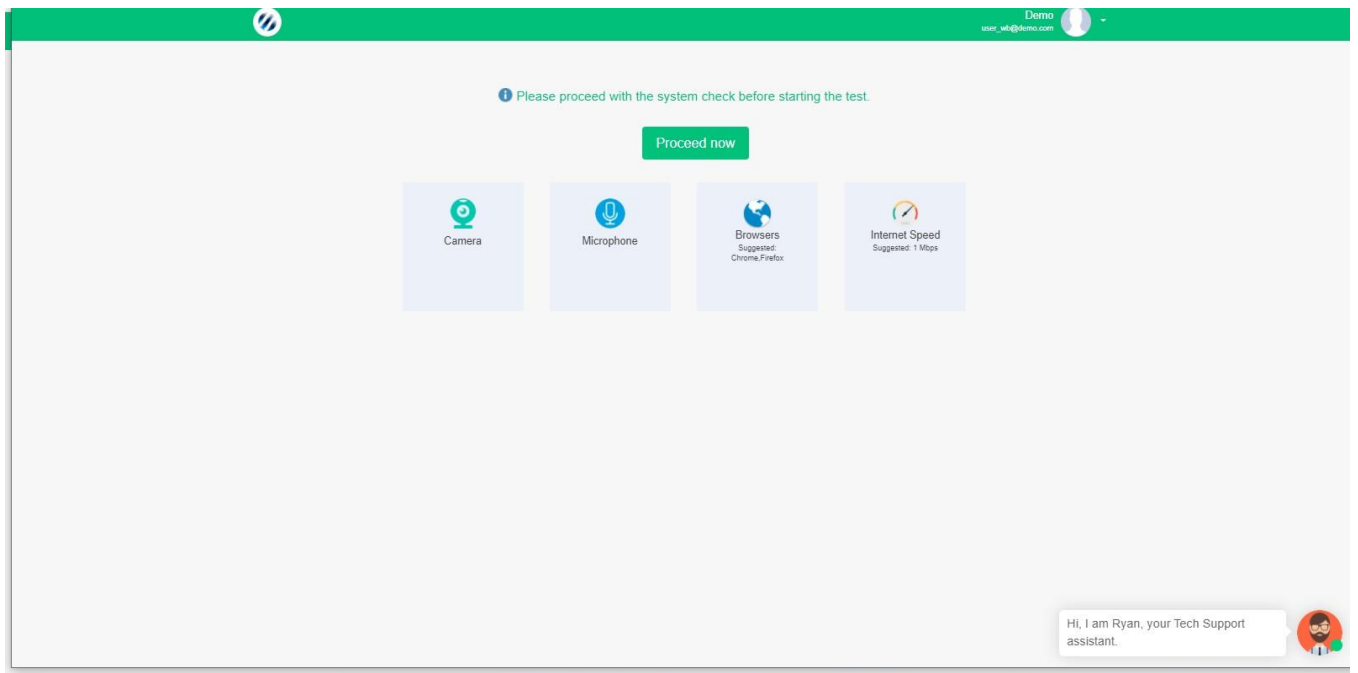
Vel Tech
Rangarajan Dr. Sagunthala
R&D Institute of Science and Technology
(Deemed to be University Estd. u/s 3 of UGC Act, 1956)

<input type="text" value="Login ID"/>
<input type="password" value="Password"/> Show
Click To Continue
Register Forgot Password Help Center

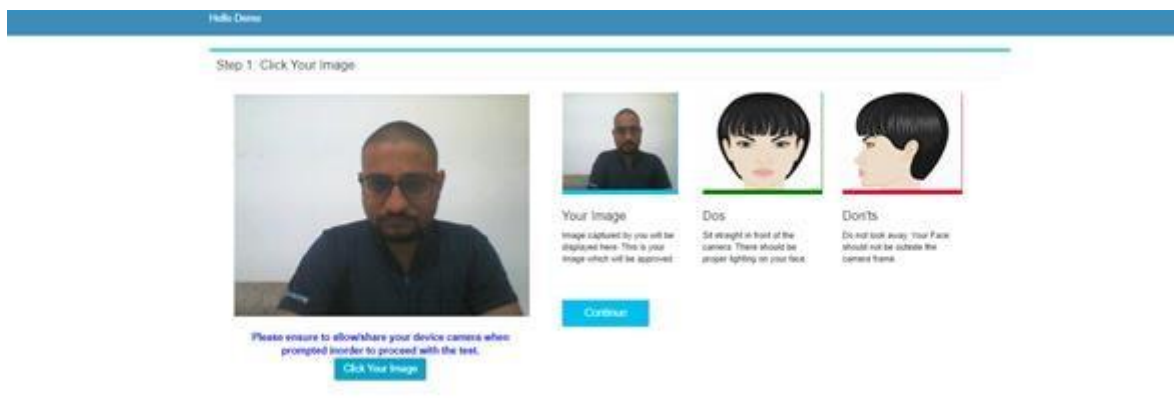
After logging-in, the candidate can view the test assigned and the test selection page appears as follows-



Checking the Webcam, MIC, Web Browser and Internet



Capturing Candidate Image



You are advised to keep a Government issued ID Card and must be shown to the remote proctor/invigilator through webcam whenever required.

Step 2: Click Your ID Card Image



Please ensure to allow/share your device camera when prompted in order to proceed with the test.

[Click Your ID Card Image](#)



Your ID Card Image
Image captured by you will be approved here. This is your image which will be approved.

[Continue](#)



Dos
Please show your ID Card like this in front of the camera.



Don'ts
Please Do not show your ID Card like this.

Candidate shall read instructions carefully and proceed to start the test-

Hello Demo
Account

Security Instructions

- * During the test user should not switch from the test page to any other page.
- * Once logged-in through one browser tab, user cannot login from any other browser/same browser tab.

Navigation Tools

- * Next: By clicking Next button, the next question appears.
- * Previous: By clicking 'Previous' button, the previous question appears.
- * End Test: By clicking 'End Test' button, the test gets submitted.

Help Center

- * In case of power or internet failure, the test will not be submitted. For test recovery or reschedule please contact your local administrator or write an email to info@wheebox.com mentioning your User Id.

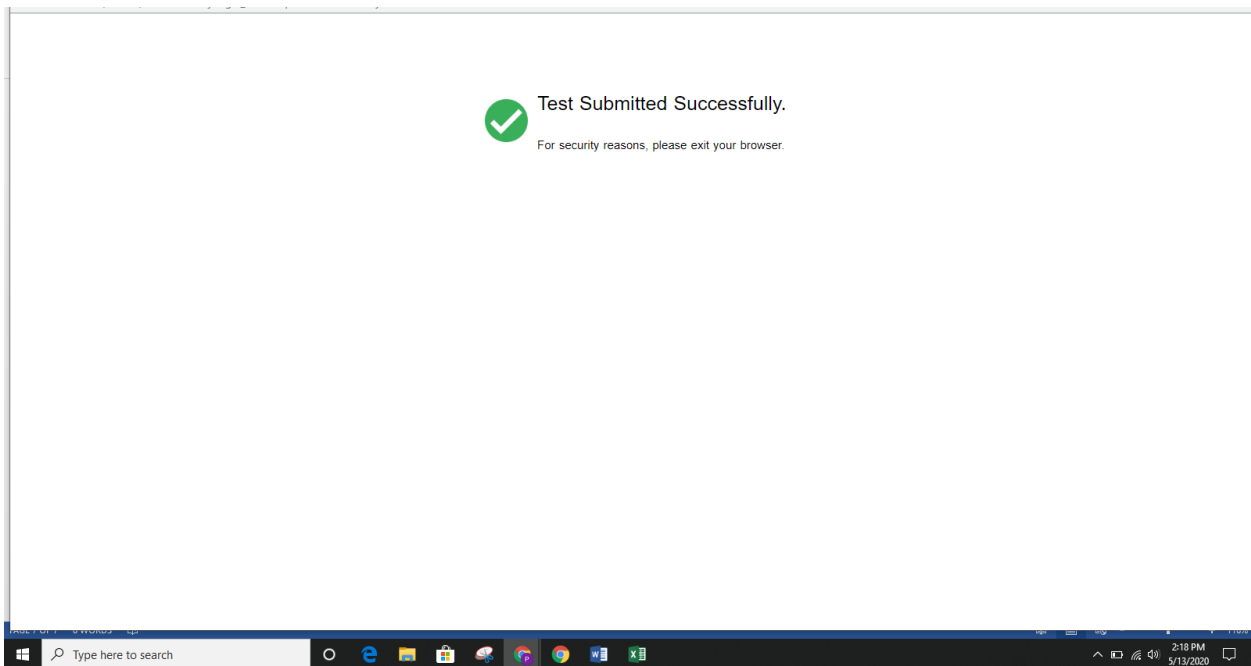
During the examination, if the candidate tries to open another new window, then navigation warnings will be issued and after the maximum warnings, the examination will be automatically submitted.

The screenshot shows a web browser window with the URL http://wheebox.com/WET-2/running_test.obj. The page displays a test interface with a question panel on the left and a question area on the right. A modal dialog box is overlaid on the question area, displaying a red 'X' icon and the text:

Second Warning
During test please do not navigate to any other page or window, Your test will be auto submitted.

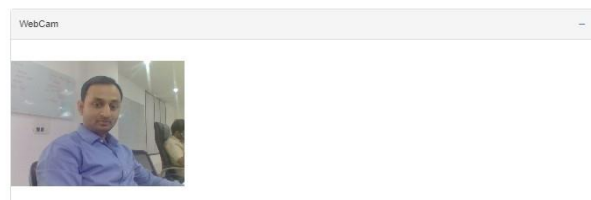
The dialog box has an 'OK' button at the bottom. The background test interface shows a question: "Question No. 01" and "Multiple Choice (Select 1 out of 4 options, for the question below.)". The question text is partially obscured by the dialog box, but it reads: "If $11a+11b=33$, what is the average of a...". The response options are: 3, 4, 2, and None of the above. The question panel on the left shows a grid of question numbers from 01 to 50. The top of the page shows a timer at 00:58:13 and buttons for "Auto Next" and "View Instructions". The bottom of the page has "Next >" and "End Test" buttons.

Make sure that you END TEST only after answering all the questions. Be cautious while clicking on the button controls.



Proctoring during the assessment

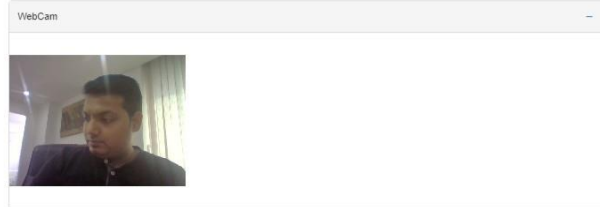
- The Proctor/Invigilator monitors the candidates all the time and at any time the proctor can send a warning to the candidate.
- The candidates can clarify their doubts with the Proctor through the chat window.
- A warning is displayed in case somebody else tries to attempt candidate's test.



- Candidate needs to sit properly facing the webcam. A warning is displayed in case of improper posture.

i Information!

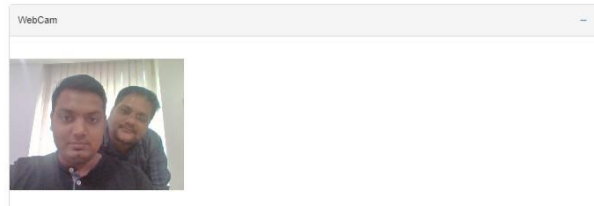
Warning : Your camera is not able to detect you properly. Please sit straight with your hands on keyboard, don't go away or don't cover your face or don't cover the camera.



- A warning is also displayed if somebody else is present with the registered user.

i Information!

Warning :Someone else is present with you, while you are taking the test. Please ask the other person to go away and concentrate in your test.



Chat Box (Demo)

proctor50 Please sit straight

Demo Okay sir

Message Type and Enter To Send



SYSTEM REQUIREMENTS

- Laptop/Desktop for taking the test along with a webcam and microphone is mandatory.
- Internet Bandwidth: The minimum required bandwidth is 1 Mbps of internet speed on each machine.
- Computer Configuration: RAM - Minimum 2GB (4GB is recommended), Processor Speed- 1.5 Ghz and above. Preferred Operating System – **Windows**
- Preferred browsers: Google Chrome (Ver. 75 or above), Mozilla Firefox (Ver. 70 or above). **Candidate using any Apple device, must use GOOGLE CHROME ONLY to take the test. Test till not work on Safari browser.**
- Valid Id proof
- **Make sure that pop-up blocker is disabled on your browser. Any notifications related to antivirus, windows update, email notifications etc., will be counted as navigation.**

CHECK LIST

1. Laptop/Desktop with Webcam and Mic
2. Reliable and consistent Internet connectivity
3. A quiet room that provides the right ambience for examinations